

CANDIDATE
NAME

CENTRE
NUMBER

--	--	--	--	--

CANDIDATE
NUMBER

--	--	--	--



COMPUTER SCIENCE

9608/23

Paper 2 Fundamental Problem-solving and Programming Skills

May/June 2018

2 hours

Candidates answer on the Question Paper.

No Additional Materials are required.

No calculators allowed.

READ THESE INSTRUCTIONS FIRST

Write your Centre number, candidate number and name in the spaces at the top of this page.

Write in dark blue or black pen.

You may use an HB pencil for any diagrams, graphs or rough working.

Do not use staples, paper clips, glue or correction fluid.

DO NOT WRITE IN ANY BARCODES.

Answer **all** questions.

No marks will be awarded for using brand names of software packages or hardware.

At the end of the examination, fasten all your work securely together.

The number of marks is given in brackets [] at the end of each question or part question.

The maximum number of marks is 75.

This document consists of **15** printed pages and **1** blank page.

- 1 (a) A program controls the heating system of an energy-efficient house.

Give a suitable **identifier name** for each of the data items.

Description of data item	Suitable identifier name
The temperature inside the house	
The temperature outside the house	
The wind speed	
Whether it was raining or not	

[4]

- (b) (i) Program variables have values as follows:

Variable	Value
Quality	'D'
DayNumber	20
MyName	"Stephen"
QualityConfirmed	TRUE
Factor	6.5

Evaluate each expression in the following table.

If an expression is invalid, write ERROR.

For the built-in functions list, refer to the **Appendix** on page 15.

Expression	Evaluates to
MID(MyName, 4, 4) & "ol"	
QualityConfirmed AND (Factor >= 6.5)	
20 + ASC(Quality)	
QualityConfirmed + 3	
MOD(Factor * 2, 9)	

[5]

(ii) Programming languages support different data types.

Give an appropriate data type for each of these variables from **part (b)(i)**.

Variable	Data type
QualityConfirmed	
DayNumber	
Factor	
Quality	
MyName	

[5]

2 The following is a function design in pseudocode.

Line numbers are given for reference only.

```

01 FUNCTION GradeCalc(Mark : ARRAY[] OF INTEGER) RETURNS INTEGER
02
03 DECLARE DGradeCount : INTEGER
04 DECLARE n : INTEGER
05 DECLARE Grade : STRING
06 DECLARE ThisMark : INTEGER
07
08 DGradeCount ← 0 // initialise variables
09 n ← 1
10 ThisMark ← 1
11 REPEAT
12     ThisMark ← Mark[n] // get next mark from Mark array
13
14     IF ThisMark > 74
15     THEN
16         Grade ← "Distinction"
17         DGradeCount ← DGradeCount + 1 // one more Distinction
18     ELSE
19         IF ThisMark > 59
20         THEN
21             Grade ← "Merit"
22         ELSE
23             IF ThisMark > 39
24             THEN
25                 Grade ← "Pass"
26             ELSE
27                 Grade ← "Fail"
28             ENDIF
29         ENDIF
30     ENDIF
31
32     OUTPUT "Grade for Student " & n & " is " & Grade
33
34     n ← n + 1
35 UNTIL n = 101 // no more elements in the array
36
37 RETURN Grade // return the number of Distinction grades
38
39 ENDFUNCTION
40
41 DECLARE Mark : ARRAY[1:100] OF INTEGER
42 DECLARE DistinctionGrades : INTEGER
43
44 CALL GetMarks(Mark[]) // fill the array with student marks
45 DistinctionGrades ← GradeCalc(Mark[])

```

(a) This pseudocode includes features that are examples of good practice.

Explain why it is useful to include the two following features.

Comments

.....

Indentation

.....

[2]

(b) Study the function `GradeCalc()`. Identify the features of the function in the following table.

Feature	Answer
A line number containing an example of an integer assignment statement	
A line number containing the start of a selection structure	
A line number containing the end of a selection structure	
The upper bound of the <code>Mark</code> array	
The number of dimensions of the <code>Mark</code> array	
The name for the type of loop structure used	
A line number containing an unnecessary assignment statement	
The number of times <code>OUTPUT</code> is called	
The number of local variables	

[9]

(c) (i) There is a mistake in the pseudocode that would produce a data type mismatch error if a programmer were to write similar program code.

Describe this mistake and how it may be corrected.

.....

.....

.....

.....

[2]

3 A modular program design consists of four modules:

Module1 has three sub-tasks. Each sub-task is implemented by a single subroutine (either a function or a procedure).

The subroutine headings are defined as follows:

```
FUNCTION Module2 (Weight : REAL) RETURNS BOOLEAN
PROCEDURE Module3 (Weight : REAL, Customer : STRING, Purchased : DATE)
FUNCTION Module4 (Purchased : DATE, Account : INTEGER) RETURNS INTEGER
```

(a) State the term given to values passed between modules.

.....[1]

(b) Draw a structure chart to represent the program design.

Use the letters in the table to label the values passed between modules.

Value	Label
Boolean return value	A
Integer return value	B
Account	C
Customer	D
Purchased	E
Weight	F

Structure chart

[4]

4 A program controls a chemical process in a factory.

The temperature is monitored as part of the control process. The temperature is measured at fixed time intervals and the value is stored in an array, `PTemp`. The array contains 100 elements, representing 100 temperature values. The first element is `PTemp[1]`.

The program will check whether the temperature is outside the acceptable range more than 20 times. This task is performed by a function, `IsTempOK()`.

The algorithm for the function `IsTempOK()` is expressed in structured English as follows:


- 1 Examine each array element and count the number of times that a temperature is less than `MinTemp` or more than `MaxTemp`.
- 2 If the count in step 1 exceeds 20, return `FALSE`, otherwise return `TRUE`.

Draw a program flowchart, on the next page, to represent the algorithm for the function `IsTempOK()`.

Assume:

- the array contains 100 valid temperature values
- `PTemp`, `MinTemp` and `MaxTemp` are global variables.

Note that variable declarations are not required in program flowcharts.



- 5 A golf club holds information about its members. When a member completes a round of golf, their score is stored along with their membership number and the date of the round.

A program is to be written to store and process the score information.

The information to be stored is as follows:

- `MembershipNumber` is a four-digit numeric string.
- `Date` is a six-digit numeric string in the format `DDMMYY`
- `Score` is a two-digit numeric string in the range “50” to “99”.

This information is stored in a single string in the format:

`<MembershipNumber><Date><Score>`

- (a) (i) The program designer considers storing the strings in an array.

State how many dimensions the array would require.

.....[1]

- (ii) The designer has decided to store the strings in a file.

Give a reason for this choice.

.....
.....[1]

- (b) The program will be developed using an Integrated Development Environment (IDE). One feature provided by an IDE is known as prettyprint.

Name **two** presentation features provided by prettyprint.

Feature 1

Feature 2

[2]

- (c) The strings are stored in a text file, `ScoreDetails.txt`.

The program needs a function, `GetAverageScore()`.

The structured English representing the algorithm for this function is as follows:

- 1 Receive a membership number as its argument.
- 2 Search the `ScoreDetails.txt` file for all scores for that member.
- 3 Calculate the average score.
- 4 Return the average score.

You can assume that there will be at least one score relating to each member.

- 6 (a) Individual elements in a 1D array are referenced using an integer variable.

For example, using the variable n , an individual element would be referenced in pseudocode as:

































































```
StudentGrade[n]
```

Give the correct technical term for the variable n .

.....[1]

- (b) A 2D array, `Picture`, contains data representing a bitmap image. Each element of the array represents one pixel of the image. The image is grey-scale encoded where the value of each pixel ranges from 0 (representing black) to 255 (representing white) with intermediate values representing different levels of grey.

The following is an example of an image and the corresponding data values for the `Picture` array.

Bitmap image								Values							
								240	10	10	10	10	10	10	240
								80	80	240	80	80	240	80	80
								80	80	240	80	80	240	80	80
								80	80	150	150	150	150	80	80
								80	80	240	240	240	240	80	80
								80	80	150	150	150	150	80	80
								240	240	150	150	150	150	240	240
								240	240	150	150	150	150	240	240

In pseudocode, the array is declared as follows:

```
DECLARE Picture : ARRAY[1:8, 1:8] OF INTEGER
```

A function, `Clip()`, is required that will:

- take an integer parameter, `MaxVal`, to represent the maximum allowed value for each pixel
- limit each pixel value to the maximum allowed value
- return `TRUE` if any of the pixel values have been changed, otherwise return `FALSE`

An example use of the function is:

```
IsClipped ← Clip(234)
```

This will limit the maximum pixel value within the array to 234. Pixels with a value not greater than 234 will remain unchanged.

Appendix

Built-in functions (pseudocode)

Each function returns an error if the function call is not properly formed.

`MID(ThisString : STRING, x : INTEGER, y : INTEGER)` RETURNS STRING
returns a string of length `y` starting at position `x` from `ThisString`

Example: `MID("ABCDEFGH", 2, 3)` returns string "BCD"

`LENGTH(ThisString : STRING)` RETURNS INTEGER
returns the integer value representing the length of string `ThisString`

Example: `LENGTH("Happy Days")` returns 10

`LEFT(ThisString : STRING, x : INTEGER)` RETURNS STRING
returns leftmost `x` characters from `ThisString`

Example: `LEFT("ABCDEFGH", 3)` returns string "ABC"

`RIGHT(ThisString : STRING, x : INTEGER)` RETURNS STRING
returns rightmost `x` characters from `ThisString`

Example: `RIGHT("ABCDEFGH", 3)` returns string "FGH"

`INT(x : REAL)` RETURNS INTEGER
returns the integer part of `x`

Example: `INT(27.5415)` returns 27

`ASC(ThisChar : CHAR)` RETURNS INTEGER
returns the ASCII value of character `ThisChar`

Example: `ASC('A')` returns 65

`MOD(ThisNum : INTEGER, ThisDiv : INTEGER)` RETURNS INTEGER
returns the integer value representing the remainder when `ThisNum` is divided by `ThisDiv`

Example: `MOD(10, 3)` returns 1

Operators (pseudocode)

Operator	Description
&	Concatenates (joins) two strings. Example: "Summer" & " " & "Pudding" produces "Summer Pudding"
AND	Performs a logical AND of two Boolean values. Example: TRUE AND FALSE produces FALSE
OR	Performs a logical OR of two Boolean values. Example: TRUE OR FALSE produces TRUE

BLANK PAGE

Permission to reproduce items where third-party owned material protected by copyright is included has been sought and cleared where possible. Every reasonable effort has been made by the publisher (UCLES) to trace copyright holders, but if any items requiring clearance have unwittingly been included, the publisher will be pleased to make amends at the earliest possible opportunity.

To avoid the issue of disclosure of answer-related information to candidates, all copyright acknowledgements are reproduced online in the Cambridge International Examinations Copyright Acknowledgements Booklet. This is produced for each series of examinations and is freely available to download at www.cie.org.uk after the live examination series.

Cambridge International Examinations is part of the Cambridge Assessment Group. Cambridge Assessment is the brand name of University of Cambridge Local Examinations Syndicate (UCLES), which is itself a department of the University of Cambridge.